

平谦集团全国布局 >>>

PINGQIAN GROUP HAS A NATIONAL LAYOUT



DATA 01
长三角布局
YANGTZE RIVER DELTA LAYOUT



DATA 02
大湾区布局
GREATER BAY AREA LAYOUT

长三角地区项目 >>>


YANGTZE RIVER DELTA REGIONAL PROJECT



每一个园区的设计，均融入当地历史、文化
THE DESIGN OF EACH PARK IS INTEGRATED WITH LOCAL HISTORY AND CULTURE



让员工在公园里上班，让产品在花园里生产
LET EMPLOYEES WORK IN THE PARK AND LET THE PRODUCTS BE PRODUCED IN THE GARDEN



战略客户 >>>

STRATEGIC CUSTOMERS

平谦国际现已服务了伯克夏、埃索、西门子、现代等世界500强企业以及法雷奥、马瑞利等汽车配件100强企业客户。

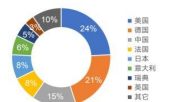
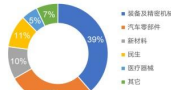
Pingqian International has now served Fortune 500 companies such as Berkshire, Esso, Siemens, Hyundai, etc., as well as Valeo, Magneti Marelli and other top 100 auto parts enterprise customers.

2022年《财富》世界500强 2022 FORTUNE GLOBAL 500

Berkshire Hathaway	伯克夏哈撒韦	NO.14	美国
HYUNDAI	现代汽车	NO.32	韩国
Brookfield	布鲁克菲尔德	NO.158	加拿大
EXOR	埃索	NO.293	意大利
Heraeus	赫雷斯	NO.408	德国

2022年全球汽车零部件百强 TOP 100 GLOBAL AUTO PARTS IN 2022

MAGNA	麦格纳	NO.4	加拿大
LEAR	李尔	NO.10	美国
Valeo	法雷奥	NO.11	法国
MAGNETI MARELLI	马瑞利	NO.20	意大利
LEONI	莱尼	NO.66	德国



联系方式：
CONTACT



江苏省常州市新北区创业西路2号

平谦国际有限公司 PINGQIAN INTERNATIONAL LIMITED

公司简介 >>>

COMPANY PROFILE

成立:
成立于香港,2006年正式进军工业地产。
Found:
Founded in Hong Kong, it officially entered industrial real estate in 2006.

主营业务:
全球工业4.0生产制造提供人工智能化、高品质、个性化的厂房。同时提供全方位的“一站式”专业服务,做到“想企业所想,做企业所需”。
Main Activities:
Global Industry 4.0 manufacturers provide AI-based, high-quality, personalized workshops. At the same time, it provides a full range of "one-stop" professional services to "think what the enterprise thinks and do what the enterprise needs".

运营:
拥有完善的产业园区开发运营管理体系,秉承着互联网化、信息化、智能化的要求来打造高端新型的现代化智能制造产业园。
Operation:
It has a perfect industrial park development and operation management system, adhering to the Internet, Informatization, Intelligent and intensive requirements to create a high-end new modern intelligent manufacturing industrial park.

愿景:
以大湾区和长三角为核心发展区域,致力于更长远的战略规划。利用自身的品牌优势、资金实力、营运模式、开发经验、招商渠道,以打造欧美高端制造业集聚中心及中国一流产业园为愿景目标,成为国际一流的工业地产开发运营商。
Vision:
With the Greater Bay Area and the Yangtze River Delta as the core development areas, it is committed to longer-term strategic planning. Make use of its own brand advantages, financial strength, operation model, development experience, investment channels, in order to create high-end Europe and the United States Manufacturing agglomeration center and China's first-class industrial park as the vision and goal, to become a world-class industrial real estate development operator.

发展历程 >>>

COMPANY HISTORY



超过200家知名及 500强行业龙头企业入驻
More than 200 well-known and top 500 industry leading enterprises settled in

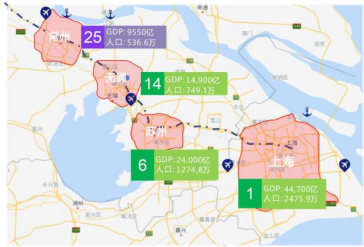
总部 位于香港
Base: Located in Hong Kong

国内领先 专业工业地产开发运营商
Domestic leader, Professional industrial property developer and operator

16+ 年开发经验
16+ years' developing experience

目前已开发近 8000亩土地
8000 mu land developed

项目地区选址 >>> SITE SELECTION FOR PROJECT AREAS



项目地理位置 >>> PROJECT GEOGRAPHY

项目地理位置优越,交通便利,唯一拥有港口、机场、高铁、高速等交通的国家级高新区技术产业开发区
The project has superior geographical location and convenient transportation. The only one with port, airport, high-speed rail, high-speed and other transportation National high-tech zone technology industry development zone



平遥常州项目	
机场	16.0km 30分钟车程
高速出入口	539 7.7km 539 15分钟车程
地铁森林公园站	3.8km 8分钟车程
常州高铁北站	7.8km 15分钟车程
常州港口常泰大桥	6.2km 15分钟车程
高新区政府	10.2km 20分钟车程

项目鸟瞰图 >>> AERIAL VIEW OF THE PROJECT

园区总面积约402亩,分一、二期规划建设,总共16栋单层,4栋多层以及一栋3层的服务中心和一栋110KV变电站(能源中心)
The total area of the park is about 402 temples, which are planned and constructed in the first and second phases. A total of 16 single-storey, 4-storey and 3-storey service centers and a 110KV substation (energy center)



项目展示图 >>> PROJECT PRESENTATION



园区平面图 >>> CAMPUS FLOOR PLAN



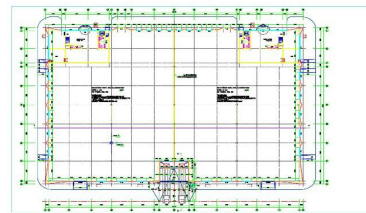
多层厂房实拍 >>> REAL SHOOTING OF MULTI-STOREY FACTORY BUILDING



多层厂房装修案例 >>> MULTI-STOREY FACTORY DECORATION CASE



单层厂房参数 >>> SINGLE-STOREY PLANT PARAMETERS



单层厂房参数	
厂房结构	单层钢结构厂房
建筑面积	一期 7709.59m² 二期 8306.07m²
生产区域面积	6309.59m² 6306.07m²
非生产区域面积	1400m²
尺寸	103m x 72m 103m x 78m
柱距	9m x 25m
檐口高度	10m
地面承重	2T 3T
行车承重	10t
卸货平台	/ 2个
牛腿高度	7m
电动提升门尺寸	4m x 4.5m 5m x 5m
消防等级	丙二类

多层厂房参数 >>> MULTI-STOREY PLANT PARAMETERS



多层厂房参数	
单层面积	3945m²
建筑面积	3237m²(7层)
建筑物尺寸	105m x 39m
层高	1楼 层高: 8.6m 净高: 7.7m 2-7楼 层高: 6.4m 净高: 5.5m
楼面承重	1楼 2U/m² 2-7楼 1U/m²
行车	可安装行车梁3个(8.1m) 牛腿高度5.3m, 6m, 6m
地下停车位	99个
电梯	6个管梯井
货梯	10个货梯井(5t)
卸货平台	10个
楼梯个数	3个
室外设备平台	每层都有
外墙	幕墙+铝板
消防等级	丙二类

多层厂房设施 >>> MULTI-STOREY PLANT FACILITIES



地下停车场
UNDERGROUND PARKING



货用电梯
CARGO ELEVATOR
2500*3600*2600
载重5吨

园区物业管理 >>> PARK PROPERTY MANAGEMENT

常州平谦国际产业园除了高标准化、品质化的物业基础设计外,还能提供全天安保、完备的监控系统、日常保洁维护、餐饮娱乐休闲等较为完备的物业管理服务。
Changzhou Pingqian International Industrial Park can provide in addition to high standardization and quality property infrastructure design All-day security, complete monitoring system, daily cleaning and maintenance, catering, entertainment and leisure are relatively complete of property management services.

- 安保系统 全天候24小时
- 监控系统 7个摄像头
- 消防设施 每月检查
- 保洁 园区公共区域
- 绿化 树木及草坪
- 维护 厂房日常保养
- 餐厅 一日两餐
- 更多 咖啡厅、便利店、健身房...



园区服务中心-配套设施 >>> PARK SERVICE CENTER - ANCILLARY FACILITIES



- 健身房
GYM
- 居住区
RESIDENTIAL AREA
- 星巴克
STARBUCKS